

# WALU LOCK

## Order and manufacturing form

Please fill in ALL fields and tick the blocks appropriately

### Installer's details

Company : .....

Address : .....

Post code/Town :  .....

Tel. : ..... Fax : .....

E-Mail address : .....

### Delivery address

Mr./Mrs : .....

Address : .....

Post code/Town  : .....

Tel. : .....

**!** Access if possible with lorry :  Yes  No  
If no, carrier additional charge

### Contact to arrange delivery

Name : .....

Tel. : .....

### Information for the delivery driver

.....

.....

Installation of the cover by a Factory trained Installation Team (mandatory for the first installation)

## ORDER FORM

Your customer ref. ....

Order number : .....

At \_\_\_\_\_ Date \_\_\_\_\_

I acknowledge the terms and conditions

Name .....

### SIGNATURE AND STAMP

(with the word mandatory "read and approved" handwritten)

## DO NOT COMPLETE THIS BOX (Internal use only)

Order n° .....

Customer ref. ....

.....

.....

### Information form

1 Pool

Existing

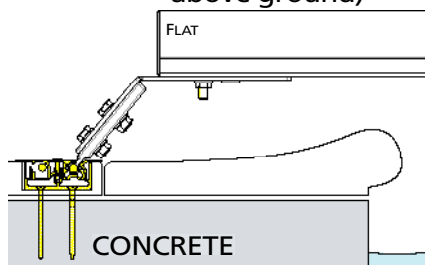
Under construction

2 Integration type

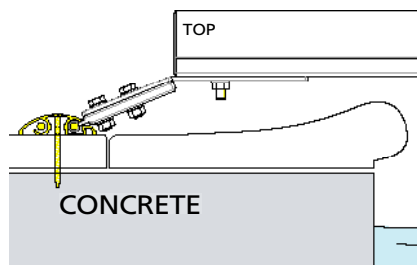
TOP (System installed above ground)

UNDER (System integrated into a dry pit)

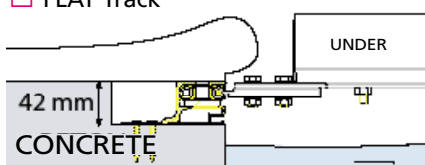
3 Track type



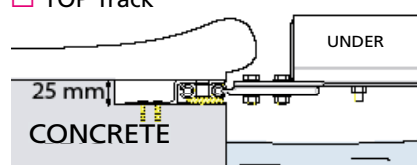
FLAT Track



TOP Track



Track UNDER (only available with an UNDER integration)



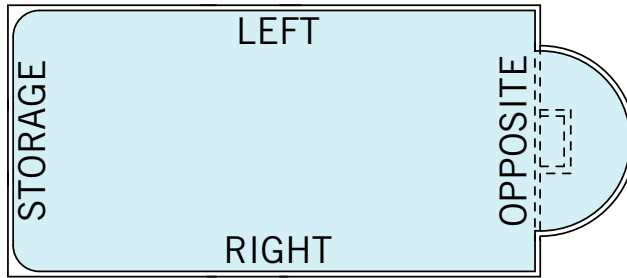
UNDER track with reserved space for liner lock - height 42 mm

UNDER track basic - height 25 mm

# WALU LOCK

## Information on the pool

To better understand each other, it is necessary to use the same terms



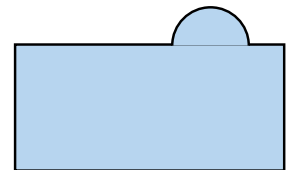
### 4 Pool shape



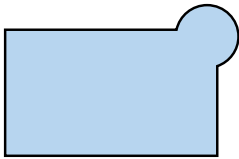
Rectangular without stairs



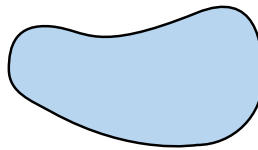
Rectangular with stairs at pool end



Rectangular with stairs along pool side



Rectangular with stairs in the corner



Irregular shape (round, oval, kidney ...)

Other shape  
Please draw a sketch

### 5 Pool characteristics

Masonry

Shell

Panels

Manufacturer : .....

Shell ref. :

Manufacturer : .....

Other : .....

### 6 Ladder

Removable ?

Yes

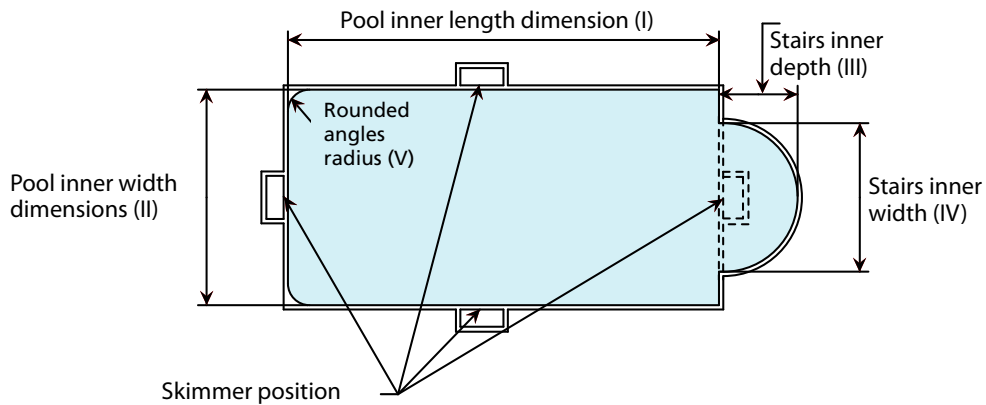
No

**IMPORTANT :** It is imperative that there is no obstacle around the pool. If there is a non-removable ladder, the system will not be implemented.

# WALU LOCK

## Information on the pool

### Pool dimensions



**7 Pool**

Inner length (I) : .....mm      Inner width (II) : .....mm

**8 Stairs**

Inner depth (III) : .....mm      Inner width (IV): .....mm

**9 Stairs position**

Storage     Opposite     Right     Left

**10 Diameter or radius of the step (if roman step)**

.....m

**11 Rounded angles radius (see diagram above)**

Radius.....m (V)


**12 Filtration**     Skimmer     Bloc (not exceeding the coping stone level)

**13 Skimmer position**

Storage     Opposite     Right     Left

### Information of the finish surrounding the pool

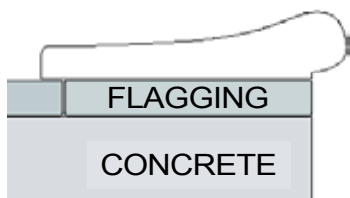
**14 Coping shape**



Bull nose coping stone



Flat coping stone



Superposed bull nose coping stone



Superposed flat coping stone

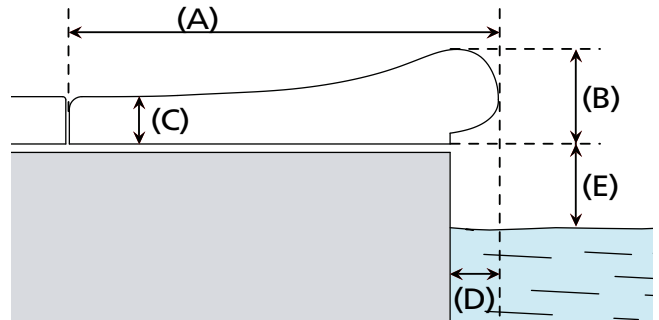
# WALU LOCK

## Order and manufacturing form

### Required dimension for calculation of cover size

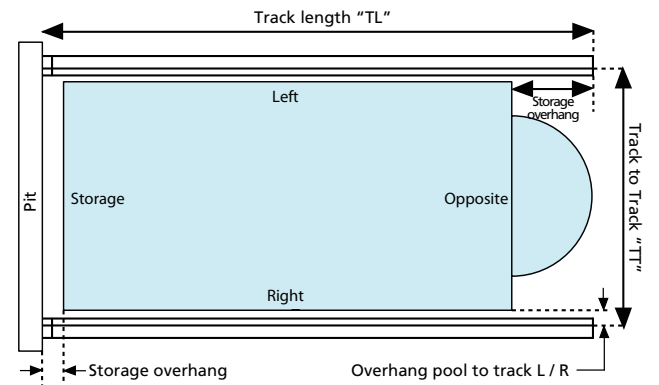
#### Dimension of the coping stone

- 15 Coping stone (A).....mm
- 16 Bull nose thickness of the coping stone (B).....mm
- 17 Thickness of the coping stone (C).....mm
- 18 Outside coping stone / pool wall (D).....mm
- 19 Crown course level (E).....mm



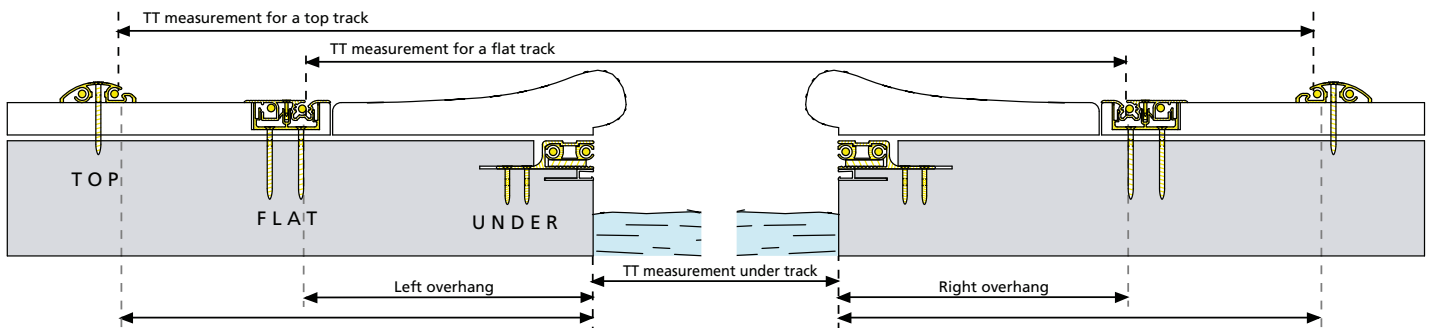
#### TT\* and TL\*\* dimensions (all versions)

- 20 Track to track "TT" .....m
- 21 Track length "TL" .....m
- 22 Opposite overhang.....m
- 23 Storage overhang (Maximum 1.00m).....m
- 24 Left overhang Pool to Track.....m
- 25 Right overhang Pool to Track.....m



\*TT: Pool inner width + 24 +25  
 \*\*TL: pool inner length + 22 + 23

#### "TT" measurement for each track type



- 26 Hydraulic hoses length.....m  
 Distance between the power pack and the pit (looking from the pit end)

- 27 Type of finish surrounding the pool  
 Coping on concrete     Wood     Other .....
- IMPORTANT : Top and Flat tracks required a fixation on a solid surface (not removable).**

- 28 Position of the hydraulic motor in the pit  
 Left     Right

- 29 Cover colour  
 Blue     Swiss Green     Emerald     Sand     Grey

**NEW**

#### Covering frame

- 30 Frame :     Aluminium white     Aluminium sand
- 31 Covering :     PVC white     PVC sand     Exotic wood

#### Pit cover

- 32  PVC White (with surrounding aluminium frame)     PVC Sand (with surrounding aluminium frame)     Exotic wood (without frame)